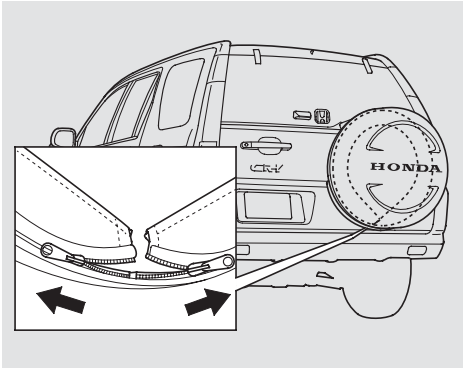
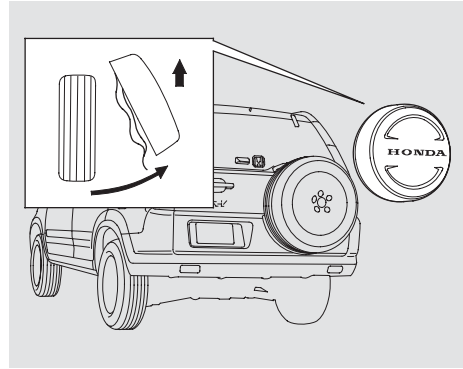


Changing a Flat Tire

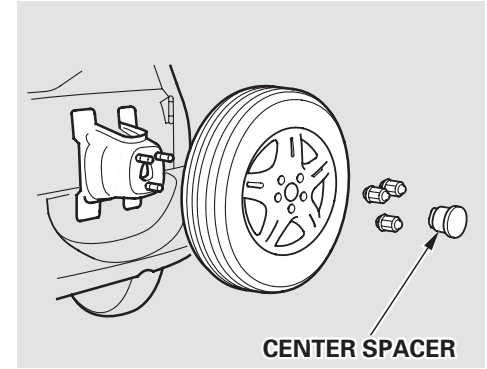
Hard plastic spare tire cover On EX-L model in Canada



12. Unzip the flap around the lower edge of the cover.



13. Pull out the bottom of the cover, then gradually pull it off.



14. Pull off the center spacer. Using the wheel wrench, loosen the three wheel nuts and remove them. Remove the spare tire from the holder.

CONTINUED